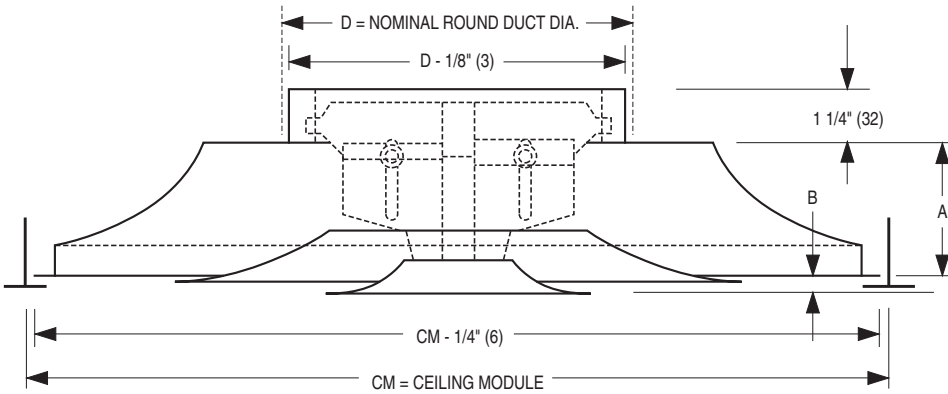


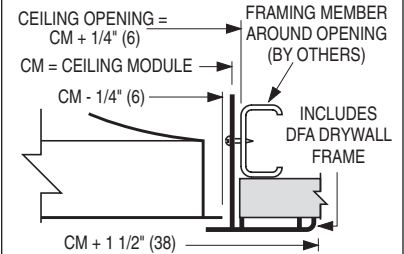


SQUARE CEILING DIFFUSERS
 ADJUSTABLE PATTERN • LOUVERED FACE
 STEEL • ROUND NECK • 3 CONE
MODEL: RNSA1 20 x 20 MODULE

TYPE L Lay-in T-Bar 'Sliding Type'



TYPE S Surface Mount
 (allows ceiling access)



Dimensional Data for Available Frame

	Imperial Modules		Metric Modules			
	Imperial Units (inches)	SI Units (mm)	SI Units (mm)			
Listed Neck Size	CM = 20 x 20	CM = 508 x 508	CM = 500 x 500			
	A	B	A	B	A	B
6 (152)		0		0		0
8 (203)	3 1/8	to	79	to	79	to
10 (254)		3/8		10		10

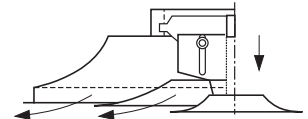
DESCRIPTION:

1. Material: Heavy-gauge corrosion-resistant steel.
2. The air discharge pattern on RNSA diffusers may be adjusted from horizontal to vertical by gradually moving the position of the inner two cone assembly from the down to an up (recessed) position - allowing a variable pattern adjustment. Model RNSA1 has a 'sliding type' (friction) arrangement.
3. The diffuser delivers the supply air in a true 360° streamline pattern. Excellent for VAV systems.
4. The RNSA consists of three die-formed concentric cones in all sizes which eliminate mitered corners and provide uniform appearance in all neck sizes. Outer cone is one piece construction.
5. A spring clip arrangement permits quick, easy installation and removal of the inner cone assembly.
6. Diffuser has a removable plug for screwdriver adjustment of the optional damper without removing the inner core.
7. Standard finish is AW Appliance White.

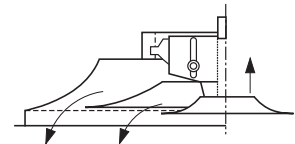
OPTIONS:

- EX External Foil-Back Insulation, installed - R-4.2 (24 x 24 max.)
 - EXB External Foil-Back Insulation, ships loose - R-4.2 (24 x 24 max.)
 - EQT Earthquake Tabs
- Finish:
- SP Special. Specify _____.
- QB Quadrant Blanks:
- QB3 3-Way Blow
 - QC2 2-Way Corner Blow
 - QB2 2-Way Opposite Blow
 - QB1 1-Way Blow

Horizontal Air Pattern



Vertical Air Pattern



SCHEDULE TYPE:

PROJECT:

ENGINEER:

CONTRACTOR:

Dimensions are in inches (mm).

DATE

B SERIES

SUPERSEDES

DRAWING NO.

2 - 6 - 17

RNSA

3 - 10 - 16

4200-6A